


AMERICAN RESCUE PLAN ACT

Treasury urges local governments to engage their constituents and communities in developing plans to use these payments, given the scale of funding and its potential to catalyze broader economic recovery and rebuilding



Current Status

- Current amount to receive: \$3,627,916.78 (*\$1,813,958.39 received in 2021 and the same amount one year later.*)
 - The funds must be obligated by 12/21/2024
 - The funds must be spent by 12/31/2026
 - The City is required to report annually starting on 10/31/2021
 - The treasury has only issued interim final rules and are requesting comments. The comment period ends 7/16/2021. Final rules will be issued after the close of the comment period.
 - The City is required to be transparent and make public all uses of the funds
- 

American Rescue Plan Act (ARPA)



Investing in the Community will be the City's initial focus, some funding will be used to support the public health response

Address Negative Economic Impacts

Community Investment for those hardest hit

- Financial Assistance
- Mental Health Assistance
- Rental Assistance
- Small Business Assistance
- Park Improvements



Community Investment

Phase 1:

- Contract for grant administration to develop policies, procedures and reporting processes.

Phase 2:

- The City is in the process of completing three studies that will help identify our most vulnerable residents (low-income, minority populations, those disproportionately impacted by COVID-19) within the community:
 - Housing Study (in progress)
 - Community needs study (in development)
 - Equity Audit (RFP published)

Phase 3:

- Develop need based grant programs to provide financial assistance to citizens and small businesses.
 - Mental Health
 - Rent, Utilities, Food assistance
- Staff will contract with a partner to assist in the development and implementation of the programs.



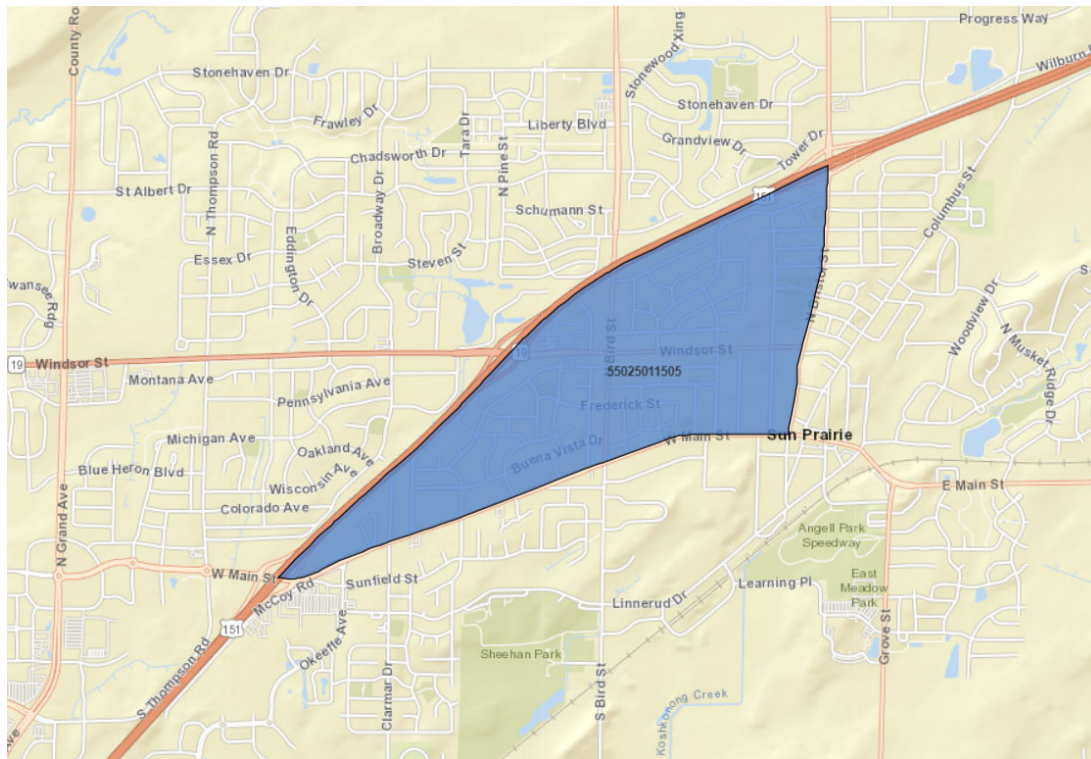
Community Investment (cont.)

This assistance must identify the hardest hit communities

- Families living in qualified census tract
- Other populations, households, or geographic areas disproportionately impacted by the pandemic
- Unemployment is assumed to be caused by the pandemic



City of Sun Prairie – Qualified Census Tract



Type	14,000
Name	Census Tract 115.05
City	Sun Prairie
County	Dane
State	Wisconsin
Zipcode	53590

Population	4,933
Square Miles	1.0
People per square mile	5,063.6

Below Poverty Line	21.4%
--------------------	-------

Number Of Households	1,903
Per Capita Income	\$24,696
Median Household Income	\$49,004
Opportunity Zone Designation Type	Low-Income Community

Services and programs to contain and mitigate the spread of COVID-19

Possible City Investments

- PPE purchases
- Public communications efforts
- Support for prevention, mitigation, or other services in congregate living facilities and schools ([Colonial Club](#), [Community Schools](#))
- Capital investments in public facilities to meet pandemic operational needs



Estimated Expenditures

Community Needs Estimates

Mental Health Assistance	275,000
Financial Assistance	250,000
Equity Audit	50,000
Community Need Study	50,000
Small Business Assistance	100,000
Expansion of the Neighborhood Navigators Program	50,000
Park Improvements	150,000
Automated Libraries	<u>480,000</u>
	1,405,000

Support Public Health Response

- Ventilation improvements in public facilities
- Behavioral Healthcare
- Medical Expenses
- Public Health and safety staff



Services and programs to contain and mitigate the spread of COVID-19

Possible City Investments

- PPE purchases
- Public communications efforts
- Support for prevention, mitigation, or other services in congregate living facilities and schools ([Colonial Club](#), [Community Schools](#))
- Capital investments in public facilities to meet pandemic operational needs



Estimated Expenditures

Estimated Costs for COVID19 Mitigation

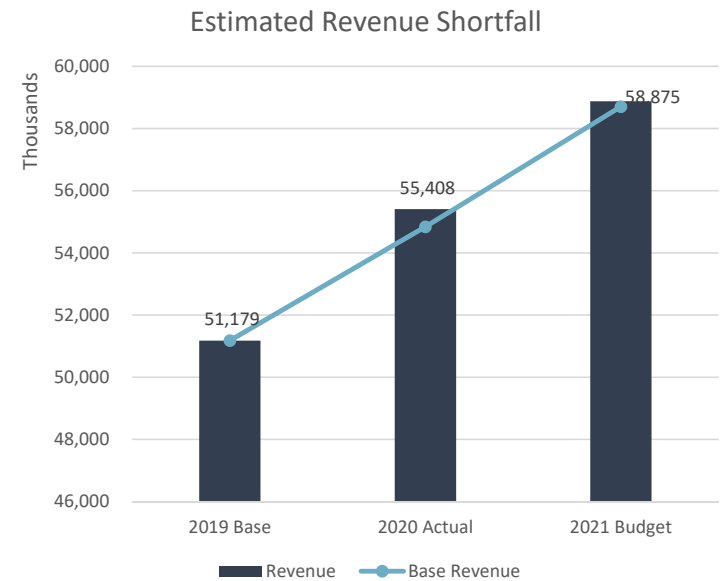
Evidenced Based Community Violence Response	250,000
Colonial Club Air Filtration	9,000
Library Air Filtration	29,000
City Hall Air Filtration	75,000
WCSB Air Filtration	20,000
City Hall 1st and 2nd Floor Plexiglass Barriers	<u>57,000</u>
	440,000

Replacing Lost Public Sector Revenue

- Provide continuity of vital government services
- Revenue loss is calculated relative to the expected trend
- Once a reduction in revenue is identified, recipients have broad latitude to use these funds to support government services

Lost Revenue Calculation

- 2019 base year revenue
 - City of Sun Prairie estimated three year average growth rate 7.1%
- No Loss of Revenue for 2020
 - Due to sale of Schneider property
- Estimated no loss of revenue for 2021
 - Due to permit and impact fees from anticipated development
- Will calculate the lost revenue for 2022 when known



What can I spend lost revenue recovery on?

- **Government Services**

- Directly provide services or aid to citizens
 - Mental health
 - Rent/utilities assistance
 - Affordable housing
- Infrastructure
 - Including Roads (no defined restrictions)
- Modernization of cybersecurity
- Environmental remediation
- Provision of police, fire or public safety services



What can't I spend it on?

- Interest or principal on any outstanding debt instrument
- Settlement agreements or judgements
- Replenishing financial reserves

These are not considered “government services”.





Investing in Water, Sewer and Broadband Infrastructure

Project must start after March 3, 2021



Water and sewer infrastructure, including projects that address the impacts of climate change

Drinking water infrastructure projects:

- Building or upgrading:
 - Facilities and transmission
 - Distribution
 - Storage systems
 - Replacement of lead service lines

Wastewater infrastructure projects:

- Constructing publicly-owned treatment infrastructure
- Managing and treating stormwater or subsurface drainage water
- Facilitating water reuse
- Securing publicly-owned treatment works




To help jurisdictions expedite their execution of these essential investments:

- Aligns types of eligible projects with the wide range of projects that can be supported by the Environmental Protection Agency's Clean Water State Revolving Loan fund and Drinking Water State Revolving Fund.
- Encourages recipients to ensure that water, sewer and broadband projects use strong labor standards, including project labor agreements and community benefits agreements that offer wages at or above the prevailing rate and include local hire provisions



Broadband priorities

- Investments in broadband be made in areas that are currently unserved or underserved
 - Lacking a wireline connection that reliably delivers minimum speeds of 25Mbps download and 3 Mbps upload.
 - Encouraged to prioritize projects that achieve last-mile connections to households and businesses
 - Build broadband infrastructure with modern technologies, those that deliver services offering reliable 100 Mbps download and 100 Mbps upload speeds
 - Encouraged to pursue fiber optic investments
 - Assistance to households to support internet access or digital literacy
- 

Proposed Spending

Negative Economic Impacts

Mental Health Assistance	275,000
Financial Assistance (rent, utilities, food)	250,000
Equity Audit (est.)	50,000
Community Needs Study (est.)	50,000
Small Business Assistance	100,000
Expansion of the Neighborhood Navigators Program	50,000
Park Improvements	150,000
Automated Libraries	<u>480,000</u>
	1,405,000

Support Public Health Response

Evidence Based Community Violence Response	250,000
Colonial Club Air Filtration	9,000
Library Air Filtration	29,000
City Hall Air Filtration	75,000
WCSB Air Filtration	20,000
City Hall 1st and 2nd Floor Plexiglass Barriers	<u>57,000</u>
	440,000

Administration

Grant Administration Services	200,000
-------------------------------	---------

